

Faby Reilly Designs

La Fée Rie



Size of the chart: 66 x 66 stitches.

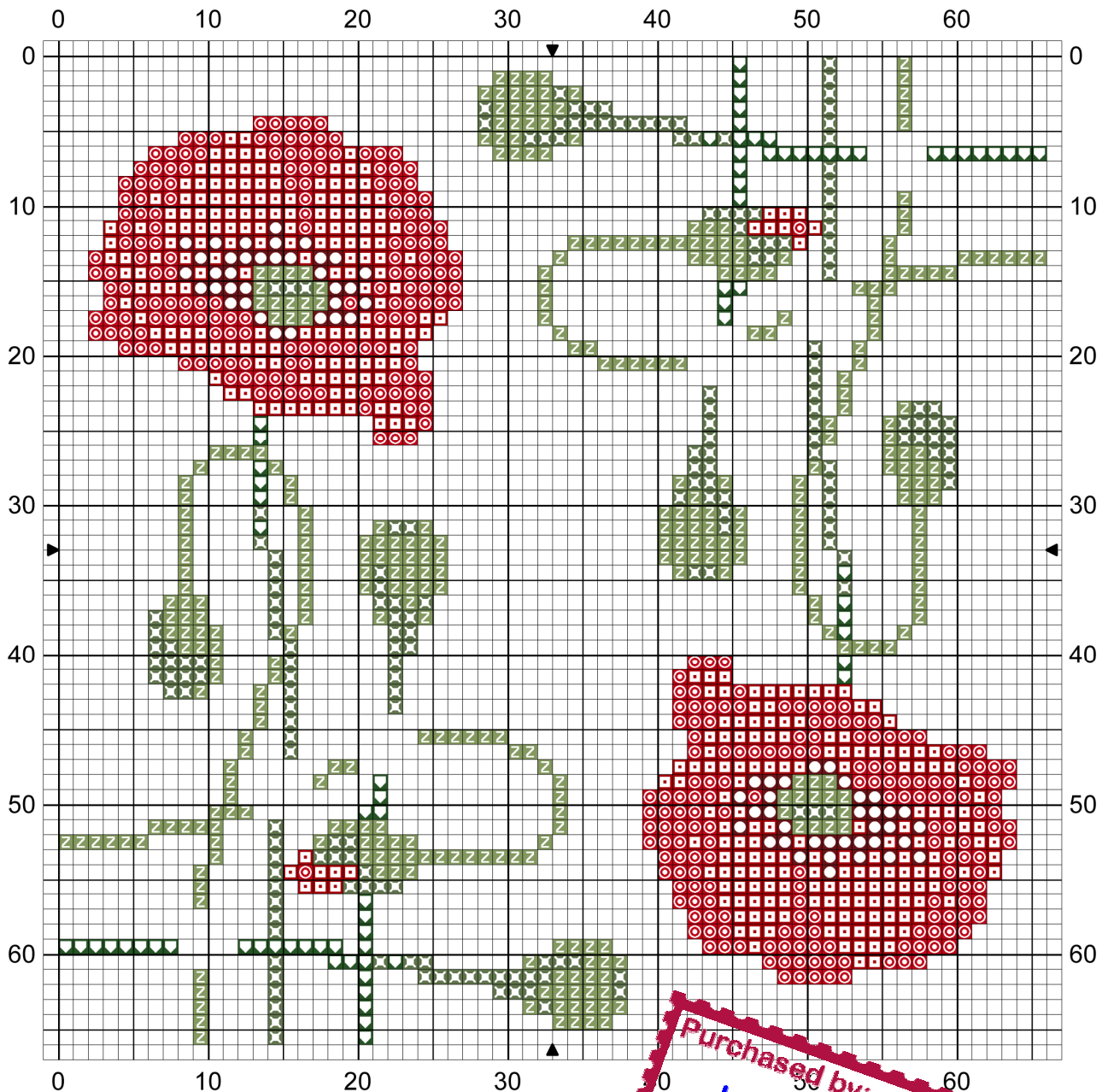
Recommended fabric: 32 ct white or ivory linen or evenweave

Poppy Paperweight

Cross-stitch chart
(Ref. PPY01-BISC)

Poppy Paperweight

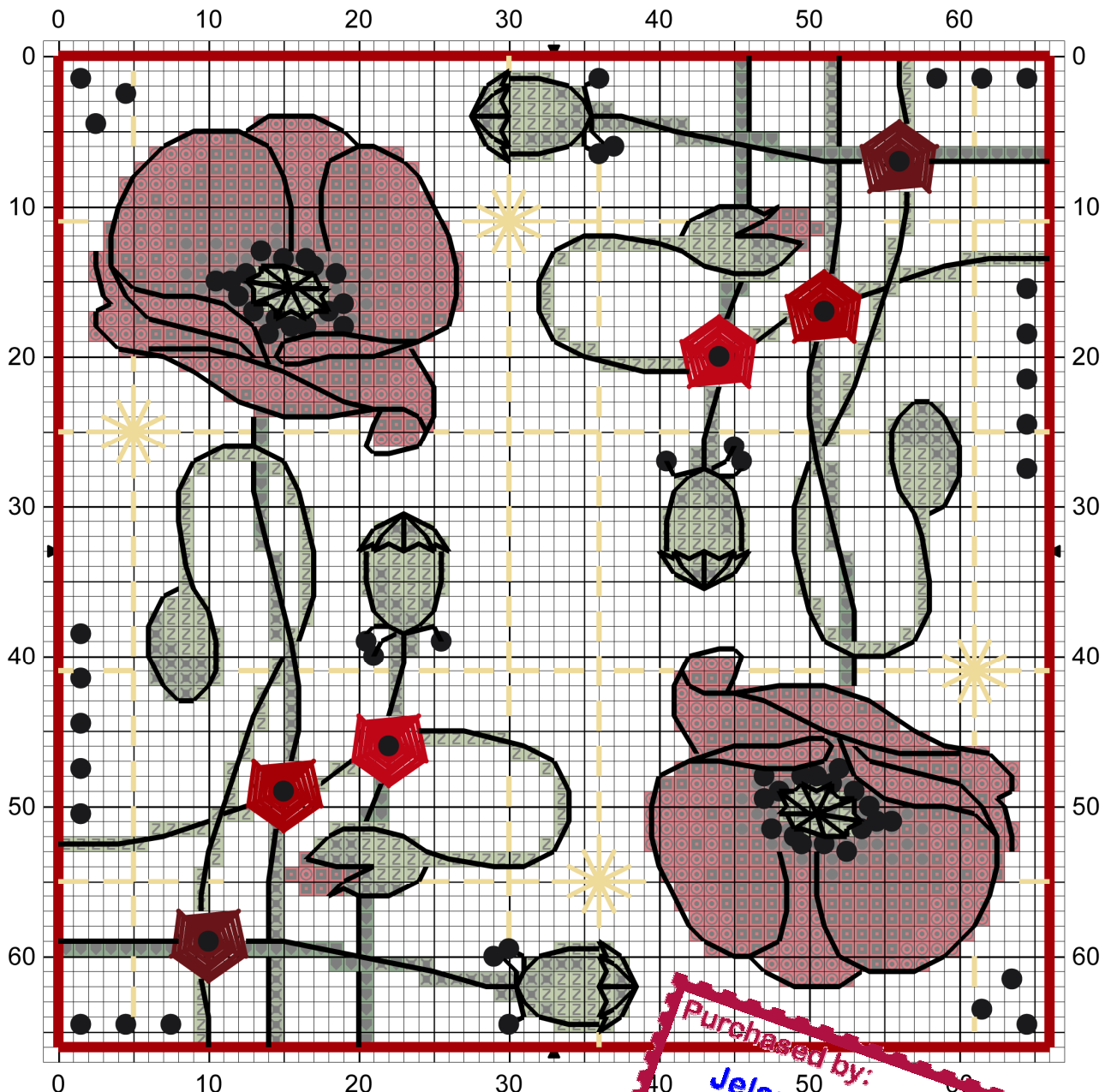
Colour chart (top) – cross-stitch only



Purchased by:
Jelena Dimante
jdimante@gmail.com
(c) Faby Reilly

Poppy Paperweight


Colour chart (top) – backstitch and speciality stitches



Purchased by:
Jelena Dimante
jdimante@gmail.com
(c) Faby Reilly

Poppy Paperweight

Colour chart (bottom) – all stitches
















Poppy Paperweight

Colour key

Size of the chart: 66 x 66 stitches.

Recommended fabric: 32 ct white or ivory linen or evenweave




	<u>Using 2 strands:</u>	<u>Using 1 strand only:</u>
Lazy Daisy Stitch:	 DMC 815  DMC 321  DMC 666	
Diamond Eyelet Stitch:	 DMC E3821	
Cross-stitch:	 DMC 815  DMC 321 *  DMC 666  DMC 890  DMC 3345  DMC 3347	
Backstitch:	 DMC 321	 DMC 310  DMC E3821
Beads :	● Jet seed beads (such as Mill Hill 00081)	

* Use 2 strands for the cross-stitch on the bottom design too, in order to give the lettering their 3-D effect.

Poppy Paperweight

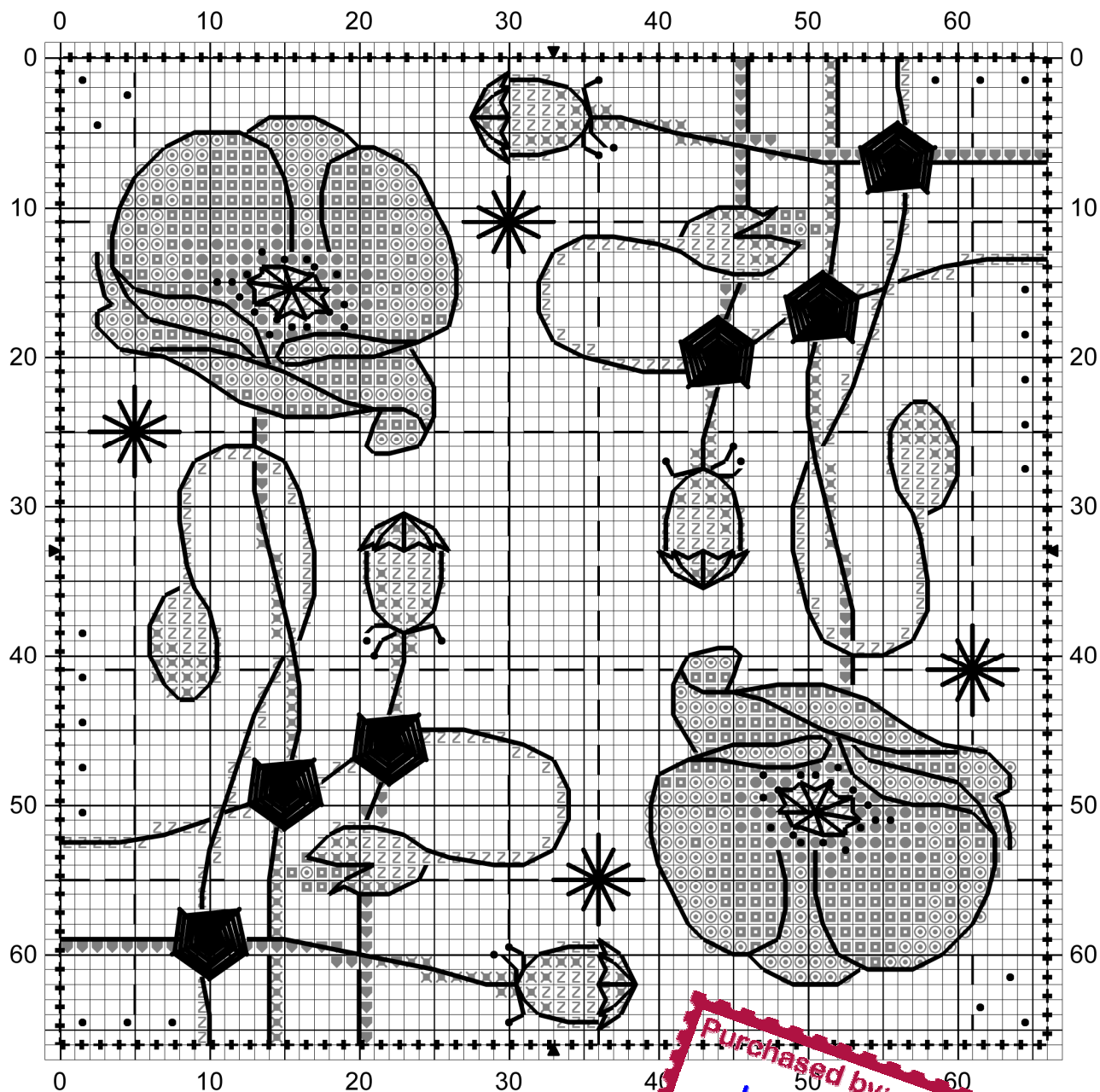
Black & white chart (top) – cross-stitch only



Purchased by:
Jelena Dimante
 jdimante@gmail.com
 (c) Faby Reilly

Poppy Paperweight


Black & white chart (top) – backstitch and speciality stitches



Purchased by:
Jelena Dimante
jdimante@gmail.com
(c) Faby Reilly

Poppy Paperweight

Black & white chart (bottom) – all stitches



Poppy Paperweight

Black & white key

Size of the chart: 66 x 66 stitches.

Recommended fabric: 32 ct white or ivory linen or evenweave



Using 2 strands:

Lazy Daisy Stitch:



DMC 815



DMC 321



DMC 666

Diamond Eyelet Stitch:



DMC E3821

Cross-stitch:



DMC 815



DMC 321 *



DMC 666



DMC 890



DMC 3345



DMC 3347

Backstitch:

+++++ DMC 321

———— DMC 310

———— DMC E3821

Beads :




● Jet seed beads (such as Mill Hill 00081)

* Use 2 strands for the cross-stitch on the bottom design too, in order to give the lettering their 3-D effect.

Poppy Paperweight

Stitch tutorial

Spider Web stitch:



- 1) Stitch the star shape that will hold your finished stitch in place. (You need an odd number of arms).
- 2) Bring out the needle in the centre of the star shape and stitch the flower by weaving your needle through the arms of the star shape (above, under, above, under, etc.) and so on until the whole star is covered by the woven flower.

Diamond Eyelet stitch:



Work from the centre of the diamond shape outwards, clockwise.

Poppy Paperweight

Terms and Conditions

Thank you for purchasing one of my designs. I hope that you will enjoy stitching it as much as I enjoyed designing it.

The use of this design is strictly limited to your **personal use**. Any copying (even without monetary gain) without my express authorisation is strictly forbidden and punishable under copyright laws

You may:

- ✓ Print out several copies of this chart for your **personal** use.
- ✓ Personally stitch this design as many times as you wish, as long as the finished pieces are not for resale.
- ✓ Publish pictures of your stitched work on your blog or personal website, as long as you quote the source of the charts.

You may not:

- ✗ Make changes to this chart with intent to acquire the copyright.
- ✗ Print or reproduce this design with intent to sell it or offer it as a free chart.
- ✗ Publish photographs of this design without duly quoting its source.
- ✗ Send copies of this file by email.
- ✗ Upload this file onto a website.
- ✗ Make kits from this design.

If you are at all unsure about any particular situation, you would like to ask for a specific authorisation, or you are aware of any infringement of copyright, please contact me straight away at: contact@fabyreilly.com

Happy stitching!

Faby Reilly